










Original preeflow[®] accessories

Accessory eco-PEN Input

Pos	Classification	Item number	Description	Picture
29	Fitting	131445	Straight screw for material supply G 1/8", aluminum anodized for tube 6×1 (for eco-PEN300 / 450 / eco-SPRAY)	
30	Fitting	131446	Straight screw for material supply G 1/8", aluminum anodized for tube 8×1 (for eco-PEN300 / 450 / eco-SPRAY)	
31	Fitting	131449	Straight screw for material supply G 1/8", PA for tube 6×1 (for eco-PEN300 / 450 / eco-SPRAY)	
32	Fitting	131450	Straight screw for material supply G 1/8", PA for tube 8×1 (for eco-PEN300 / 450 / eco-SPRAY)	
33	Fitting	131447	Straight screw for material supply G 1/4", aluminum anodized for tube 6×1 (for eco-PEN600 / 700)	
34	Fitting	131448	Straight screw for material supply G 1/4", aluminum anodized for tube 8×1 (for eco-PEN600 / 700)	
35	Fitting	131451	Straight screw for material supply G 1/4", PA for tube 6×1 (for eco-PEN600 / 700)	
36	Fitting	131452	Straight screw for material supply G 1/4", PA for tube 8×1 (for eco-PEN600 / 700)	
37	Fitting	20681	Adapter with quick coupling from luer-lock to a 6 mm tube (for eco-PEN/eco-DUO) with sleeve nut	

All Preeflow accessories are offered by Scanmaster. Request information using info@scanmaster.dk